
Professional LED Lighting manufacturer since 2008

INNOVATIVE

PERFORMANCE

AFFORDABLE



海昌光电科技有限公司

Haichang Optotech Co., Limited (Hong Kong)

Chengdu Trends Lighting Co.,Ltd. (China Mainland)

Catalogue V2024

Company Profile



Haichang Optotech was established in 2008 in Hong Kong with factory in Shenzhen, China. We design, manufacture and export energy saving LED lighting products for commercial, industrial and landscape lighting applications, under our own brand or OEM manufacturing for our clients. Our typical innovative products are LED Panel lights, Tube lights, Linear lights, Strip lights, Down lights, High bay lights, Flood lights, Wall washers, Signage modules and so on.

Since established, Haichang has been focusing on making really eco-friendly LED lights with affordable prices for halogen, fluorescent and incandescent lamps replacement. We always stick to apply international branded LED chips like Cree, Epistar, Bridgelux or Lumileds to ensure good color rendering, low light decay and high efficiency. Meanwhile, the professional light structure and circuit designed by our engineers ensure good heat sinking during operation, which is most important for long lifespan of the LED lighting products.

Haichang factory has total area of over 12,000sqm with over 180 professional workers. The factory is managed strictly under ISO9002 Quality Management System. All the LED lights are compliant with CE, RoHS, TUV, UL, DLC and ETL certificate with minimum 3-5 years warranty. These LED lights have been to worldwide market including Spain, France, Switzerland, UK, Germany, Italy, USA, Canada, Brazil, Czech, Russia, Ukraine, Kazakhstan, Australia, South Africa, Malaysia, Philippines, etc..

Haichang is always looking for chances to cooperate with worldwide end users and distributing partners for mutual benefit. We shall continue to provide the best support to our clients in terms of innovative design, good quality, competitive prices as well as excellent after-sales service.

Factory View



Certifications



Product Index

LED Panel lighting

UVC Sterilization Panel light	1
Frameless LED panel light	2
Flat Edge-Lit LED panel light.....	4
Backlit LED Panel Lights.....	7
Round Ultra-thin LED Ceiling Panel.....	8

LED Decoration Lighting

LED Neon Light.....	9
LED Flexible strip.....	10
Aluminum LED Profile.....	11
LED Decorative light.....	12

LED Linear lighting

LED Linear Light	13
LED Batten light	14
LED Linear light Trunking system.....	15
LED Tri-proof light	16

Industrial lighting

UFO LED High Bay light UX10	17
UFO LED High Bay light UA9	18
Deformable LED Garage light.....	19
Modular LED High Bay Light	21


Landscape lighting

Modular LED Floodlight	25
GEN3 LED Flood Light.....	28
Mini Curve LED Flood Lights	30
Super Power LED Floodlight	31
LED Wall washer Light	32
Solar LED Garden light.....	34

Accessories

Power supply and Controller	35
-----------------------------------	----

UVC Sterilization Panel Light



Features:

- 2-in-1 function: Sterilization + Illumination
- 99% killing rate of bacterium and virus
- UVC:270-280nm,UVA:390-400nm,Mercury free
- Microwave Motion Sensor optional
- DALI Dimming control optional
- Aluminum+2.0T PMMA. Ultrathin 12mm.
- AC100-240V input. 120° beam angle
- Surface/Suspended/Recessed mounted
- CE and RoHS Certified
- 3 years Warranty



Technical datas:


Model	CCT (White)	Size(mm) L*W*T	Power (W)	Lumens (LM)
PNL-UVC-320x620-20	2700-6500K	320*620*12	30W	2400
PNL-UVC-300x600-20	2700-6500K	295*595*12	30W	2400
PNL-UVC-620x620-40	2700-6500K	620*620*12	60W	4500
PNL-UVC-600x600-40	2700-6500K	595*595*12	60W	4500
PNL-UVC-320x1220-40	2700-6500K	320*1220*12	60W	4500
PNL-UVC-300x1200-40	2700-6500K	295*1195*12	60W	4500
PNL-UVC-620x1220-60	2700-6500K	620*1220*12	100W	6200
PNL-UVC-600x1200-60	2700-6500K	595*1195*12	100W	6200

Technical datas for 600*600 and 620*620 (40W+20W)

Light color	Power	Light	CRI	Beam Angle	PF	Sterilization		UV intensity
						space	time	
White	40W	100Lm/w	80	120°	>0.9	\	\	\
UVC	20W	\	\	120°	\	20m ²	30 Min	120uw/cm ²

Widely used for hospitals, healthcare facilities, clinics, pharmaceutical factories, offices, schools, retail stores, clean rooms, food factories, laboratories, etc..

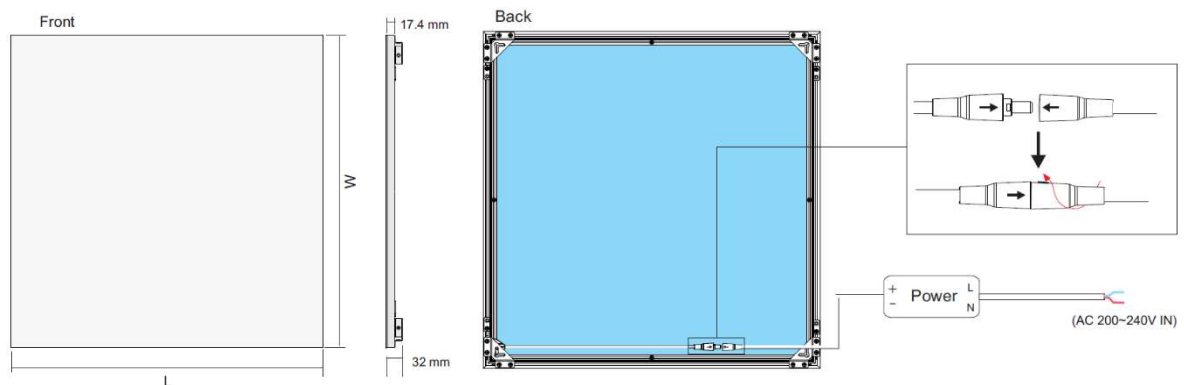
Frameless Edge-Lit LED panel light



Features:

- Frameless, Concise and delicate
- Widen light distribution area, reduce the dark area blocked by frame
- Enhanced light guide panel, much higher light transmission rate
- Epistar SMD LED, Ra80
- Even and soft light output
- Aluminum alloy housing, IP40
- DALI, 0-10V, Push, PWM, Triac dimming available
- 50,000 hours lifetime, 50%-80% energy saving
- Instant start, Flicker-free, UV-free
- CE & Rohs certified
- 3~5 years Warranty

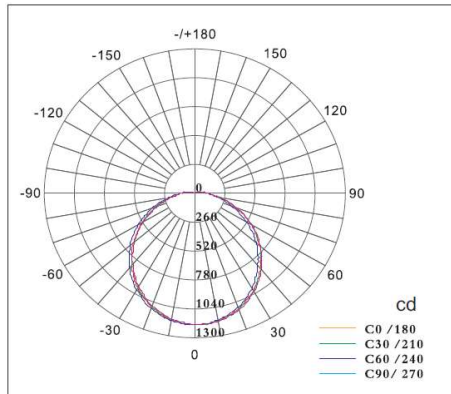
Panel size:



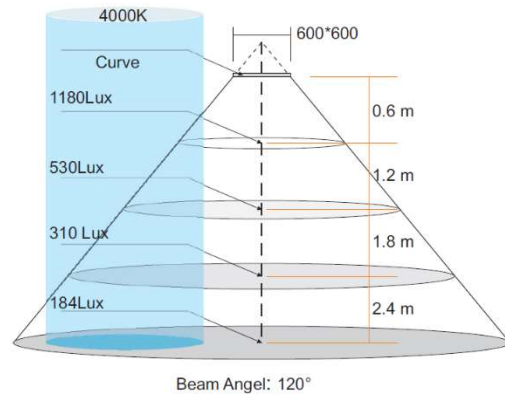
Technical Datas:

Model	Color Temp	Size(mm) L*W*T	Voltage /Current	Power (W)	Lumens (LM)
PNL4014-FLIII-300x300-12	2700-6500K	295*295*17.4	DC27-42V 300mA	12W	1200
PNL4014-FLIII-600x300-24	2700-6500K	595*295*17.4	DC27-42V 600mA	24W	2400
PNL4014-FLIII-600x600-36	2700-6500K	595*595*17.4	DC27-42V 900mA	36W /40W	3600 /4000
PNL4014-FLIII-620x620-36	2700-6500K	620*620*17.4	DC27-42V 900mA	36W /40W	3600 /4000
PNL4014-FLIII-1200x300-36	2700-6500K	1195*295*17.4	DC27-42V 900mA	36W /40W	3600 /4000

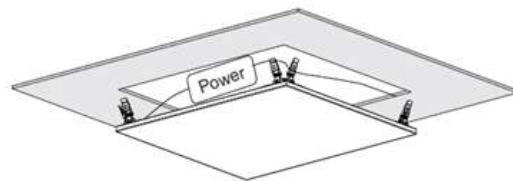
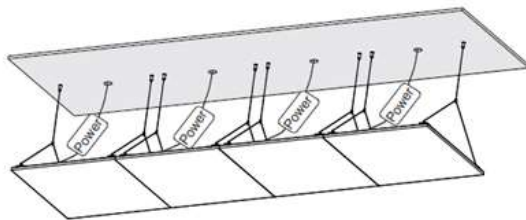
Light Distribution Graph:




Illumination Cone Curve:



Installation:



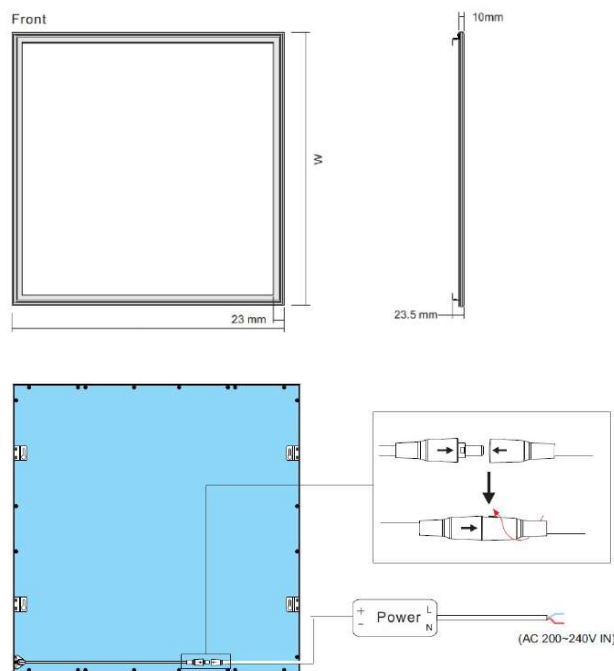
Flat Edge-Lit LED panel light



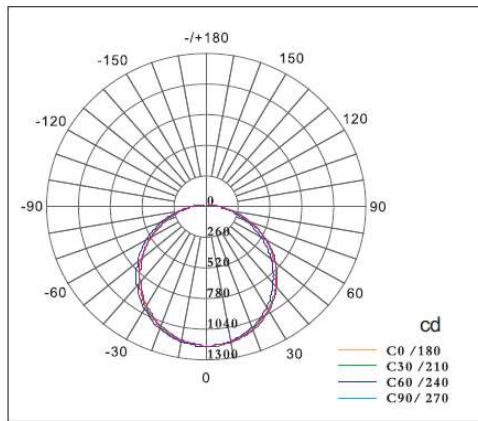
Features:

- High efficacy: up to 130Lm/Watt
- Side emitting technology
- Ultra-thin, even light output, CRI>80
- Instant start, No flickering, No humming
- High efficiency constant current LED driver
- DALI/Triac/0~10V Dimming available
- Aluminum alloy housing, P40
- Mitsubishi acrylic light-guide board and quality diffuser plate
- Over 50,000 hours lifetime, Energy saving 50-70%
- UL, CE, TUV & RoHS certified, 3~5 years solid warranty

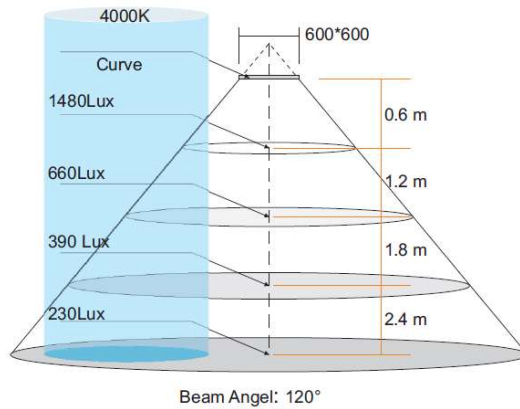
Panel size:



Light Distribution Graph:



Illumination Cone Curve:

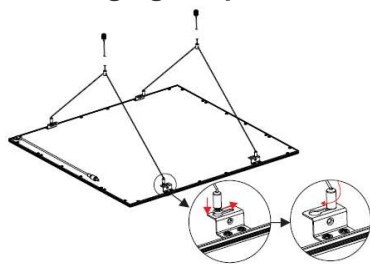


Technical datas:

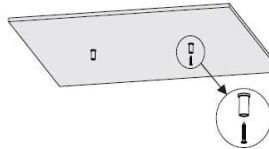
Model	Color	Size(mm)	Voltage/Current	Power (W)	Lumens (LM)
PNL2835A/B-600x600-36	2700-6500K	595*595*10	DC27-42V 900mA	36/40W	3600/ 4000
PNL2835A/B-620x620-36	2700-6500K	620*620*10	DC27-42V 900mA	36/40W	3600/ 4000
PNL2835A/B-300x600-24	2700-6500K	295*595*10	DC27-42V 600mA	24W	2400
PNL2835A/B-300x300-12	2700-6500K	295*295*10	DC27-42V 300mA	12W	1250
PNL2835A/B-1200x300-36	2700-6500K	1195*295*10	DC27-42V 900mA	36/40W	3600/ 4000
PNL2835A/B-1200x600-36	2700-6500K	1195*295*10	DC27-42V 900mA	55/60W	5500/ 6000

INSTALLATION:

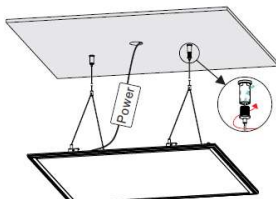
A. Hanging/Suspension installation



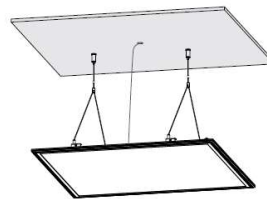
1.Lock the lockparts of the wire rope branching to the back panel light



2.Lock the hanging part of the wire rope to the ceiling.

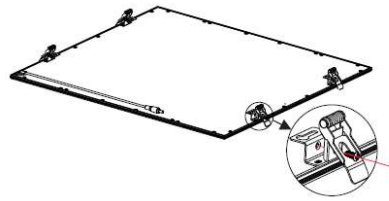



3.Lock the lockpart of the main wire rope to the wire rope hanger, connect with the power cable



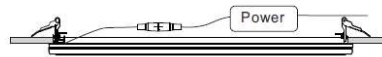
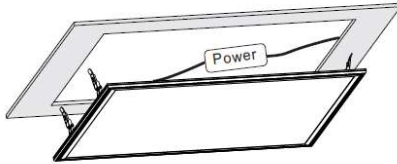
4.Finish installation, power on working

B. Embedded Installation by Spring clip



1. Punch relative size in the ceiling (all punches dimension should 15mm smaller than the panel light actual size).

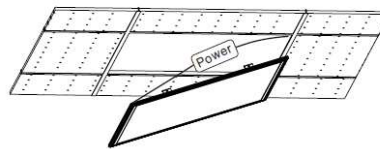
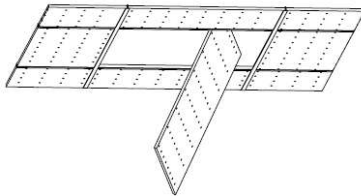
2. Fasten the hook adapter to the back holder of the panel light.



3. Connect to the power supply, pull the hook adapter, embed the hook adapter into the ceiling inner side.


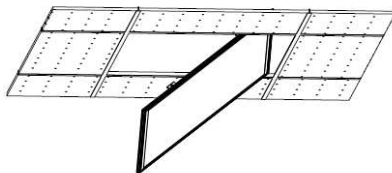
4. Finish installation, power on working.

C. Recessed mounting (ceiling embedded)



1. Take off one plaster board from the ceiling.

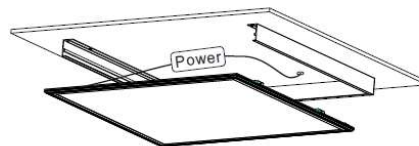
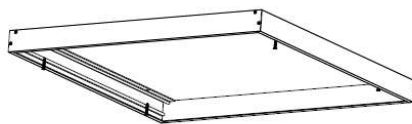
2. Connect the panel light with the power supply cable.



3. Put the panel light inclination into the framework.

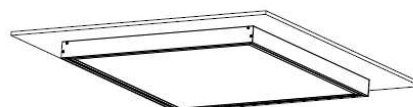
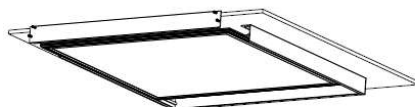
4. Finish installation, power on working.

D. Surface mounting



1. Assemble the ceiling conversion frames, fix on the ceiling.

2. Open the conversion frame with screw side, connect to the power supply cable.



3. Insert the panel light from the open side of the conversion frame and fix the open side back to the conversion frame.

4. Finish installation, power on working.

Backlit LED Panel Lights



Features:

Direct lighting design – backlit LED, super bright, perfect light effect

Material: FE + PS

3030/4014/2835 SMD LED, CRI>80, Beam angle:120°

High efficiency: 100Lm/W. PF>0.9

Less weight and cost than Edge-lit LED panel

Even light output, flicker free, instant start, 50000 hours lifetime

CE, RoHS compliant

3~5 years solid warranty

AC200-240V input

Optional: DALI/Triac/0-10V Dimming, CCT switch, UGR<19

Technical datas:

Model	Color	Size	Voltage	Power	Lumens
		(mm)	/Current	(W)	(LM)
PNL3030BL-300x300-12	2700-6500K	295*295*30	DC36-40V 500mA	20W	2000
PNL3030BL-600x300-24	2700-6500K	595*295*30	DC36-40V 600mA	25W	2500
PNL3030BL-600x600-36/40	2700-6500K	595*595*30	DC36-40V 1000mA	40W	4000
PNL3030BL-1200x300-36/40	2700-6500K	1195*295*30	DC36-40V 1000mA	40W	4000
PNL3030BL-1200x600-55/60	2700-6500K	1195*595*30	DC36-40V 1800mA	60W	6000

Round Ultra-thin LED Ceiling Panel



Features:

Ultrathin design

Epistar SMD LED, Ra80, 2800-6500K

Die-cast aluminum alloy housing

Finishing color: White, Silver

Quality constant current LED driver

50,000 hours lifetime, energy saving, even light output

Instant start, no flickering, no humming

Directly replace traditional ceiling lights or halogen down lights

3 years warranty, CE, RoHS, UL certified

Technical datas:

Model	Wattage	Color Temp.	Lumens	Beam angle	Cutout	Dimension
HC-CP-R090-3W	3W	2800-6500K	225±10%	120°	Ø80mm	Φ90mm H:11mm
HC-CP-R120-6W	6W	2800-6500K	450±10%	120°	Ø110mm	Ø120 H:11mm
HC-CP-R145-9W	9W	2800-6500K	700±10%	120°	Ø135mm	Ø145 H:11mm
HC-CP-R175-12W	12W	2800-6500K	900±10%	120°	Ø165mm	Ø175 H:11mm
HC-CP-R195-15W	15W	2800-6500K	1150±10%	120°	Ø185mm	Ø195 H:11mm
HC-CP-R225-18W	18W	2800-6500K	1350±10%	120°	Ø215mm	Ø225 H:11mm
HC-CP-R300-24W	24W	2800-6500K	1800±10%	120°	Ø285mm	Ø300 H:11mm

LED Neon Lights



Features:

- Seamless, dot free, uniform light output
- Bendable at vertical direction
- IP67 protection
- Robust housing with high quality silicon
- UV proof for true outdoor application
- Easy installation with clips
- Cutttable for flexible use



Technical details:

Side Emitting LED Neon Light

CCT: 2200K/2400K/2700K/3000K/4000K/5000K/6000k/RGB

LED	Size / reel (mm)	Min.Cut	LED/M	Volt (V)	Power (W)	IP degree	Lumens /meter
315	5000*4.5*10	50mm	120	24V	9.6W	IP67	600-640
2835	5000*6*12	50mm	120	24V	10W	IP67	240-280
2835	5000*8*16	50mm	120	24V	12W	IP67	520-550
2835	5000*10*18	50mm	120	24V	14W	IP67	600-630
5050	5000*10*18	100mm	60	24V	14W	IP67	R:620nm G:515nm B:460nm

LED Flexible strip



Features:

Super bright, 90~155Lm/W

Color consistency: LM79, Max. 2 SDCM MacAdam

Epistar 2835/3528/5050 SMD LED, COB LED, CRI>80/95

Protection: IP65, IP67, IP68

DALI, 0~10V and DMX dimmable

50,000 hours lifetime

Instant start, no flickering

3 years warranty. CE & RoHS compliant

Technical details:

Part Number	Color	Size / reel (mm)	LEDs/M	Volt (V)	Power (W)	Lm/M
2835WW-12/24-60	2700K-6000K	5000*10*1.5	60	12/24V	14.4	1170
2835WW-24-120	2700K-6000K	5000*10*1.5	120	24V	28.8	2600
2835WW-24-240	2700K-6000K	5000*12*1.5	240	24V	57.6	5200
3528WW-12/24-60	2700K-6000K	5000*8*2.2	60	12/24V	4.8	390
3528WW-12/24-120	2700K-6000K	5000*8*2.2	120	12/24V	9.6	780
5050WW-12/24-30	2700K-6000K	5000*10*2.2	30	12/24V	7.2	590
5050WW-12/24-60	2700K-6000K	5000*10*2.2	60	12/24V	14.4	1170
5050WW-12/24-120	2700K-6000K	5000*28*2.2	120	12/24V	28.8	2650



Aluminum LED Profile



Haichang Aluminum LED Profiles are designed to house LED flexible strips, add strong protection to the LED strips and control the projection of LED light precisely. The LED Aluminum profile also provide better heatsinking for LED strips, enable the LED strips to run at lower temperature and last longer. Mounting LED strip into Aluminum channel gives a more beautiful and linear appearance. All the LED Profiles are supplied complete with PMMA/PC Opal/clear diffusers, end caps and mounting clips.

Features:


Fit LED flexible strips of any width, 8mm,10mm,15mm...

Anodized extrusion aluminum, strong protection


Full kit: PMMA/PC Diffusers, End Caps and Mounting Clips

Standard length: 1m, 2m, 2.5m.

Customizable to any length or cut at 45° angles for installing into corners



LED Decorative lights

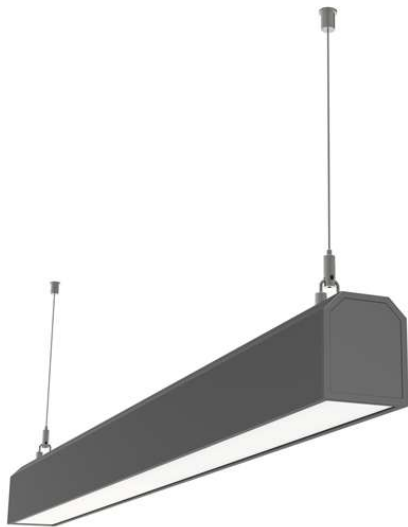


See full product list in the separate Catalogue:

“Catalogue LED Holiday lights and Decoration lights”

<https://www.haichanglight.com/download/>

LED Linear Light



Features:

Linear design, beautiful appearance
6063 extruded aluminum profile, PC cover
Precise and uniform light distribution
Constant current driver

Size, Power and Brightness Customizable

Technical Datas:

Power: 36W

Dimension: 1200*68*80mm

Light Source: Epistar 2835 LED, Ra80

CCT: 5000K/4000K/3000K

Input Voltage: 100-277V



Luminous Flux: 3600lm

Beam Angle: 120°

Lifetime: >50000h

Profile Color: White / Black / Silver paint

Installation: Recessed, pendant, surface mounting



LED Batten light



Features:

Aluminum alloy housing, PC Milky cover, IP44
 Bright & Even light output, Flicker-free
 Epistar SMD LED, high efficiency, Ra80
 50,000 hours lifespan, Energy saving 50-80%
 3 years Warranty. Compliant with CE & RoHS



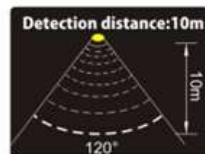
1. Dimmable

★ Brightness adjustable to 100% 50% and 20% by switching off/on



2. Color Temperature Adjustable

★ Color temperature adjustable to warm white, nature white and cool white by switching off/on



3. Microwave Sensor

★ Detection angle: 120°
 ★ Detection distance: 10m

Technical Datas:

Model	Tube Dimension	Power	Input voltage	Kelvin Tc(K)	Lumens (Lm)
BL-060W20-2835	0.6M(36*80*600)	20±1W	AC100-265V	2700-6500K	2500±50lm
BL-120W40-2835	1.2M(36*80*1200)	40±2W	AC100-265V	2700-6500K	4700±100lm
BL-150W60-2835	1.5M(36*80*1500)	60±5W	AC180-265V	2700-6500K	7200±100lm
BL-180W72-2835	1.8M(36*80*1200)	72±6W	AC180-265V	2700-6500K	8600±100lm

LED Linear light Trunking system



Modular and Linear design, support 210m continuous seamless connection
Epistar LED: Over 9000LM - equivalent to 2x58W or 2x36W T8 fluorescent
Built-in Trunking system with Preloaded cable, multi-circuit design, each can be switched on/off separately
Quick install, support suspending and recessed mounting
6063-T5 extruded aluminum alloy, IP44
Precise light distribution, Perfect light quality
PMMA optical lens, various beam angles available
Consistent CCT 3000K-6000K, CRI>80, Anti-glare
CE & RoHS compliant. 3 years warranty


Technical datas:

Power: 36W(1.5M), 72W (1.5M)

Light efficiency: 130lm/W

Control mode: 0-10/PWM/DALI

Input voltage: 100-277VAC




LED Tri-proof light



Aluminum housing, excellent heat sinking
 Diffuse PC cover, high light transmission, Fireproof, Anti-glare
 IP65, Dustproof, Humidity-proof, Corrosion-proof
 Branded SMD LED, CRI >80, beam angle >120°
 Low thermal resistance. Super low degradation
 East installation: surface mounting or ceiling hanging
 Input Voltage: AC100-240V
 50-80% energy saving than Fluorescent
 50,000 hours lifetime, 3-year warranty, CE,ROHS,EMC,SAA certified

Technical datas:

Model	LED quantity	Dimension	Power	Replace Fluorescent tubes	Kelvin Tc(K)	Lumens (Lm)
TP-060W20-2835	2835 LED	2 Feet 600*84*46mm	20±2W	40w	2700K-6500K	1700-2050
TP-090W30-2835	2835 LED	4 Feet 900*84*46mm	30±2W	60w	2700K-6500K	2800-3100
TP-120W40-2835	2835 LED	4 Feet 1200*84*46mm	40±2W	80w	2700K-6500K	3800-4050
TP-150W60-2835	2835 LED	5 Feet 1500*84*46mm	60±2W	120w	2700K-6500K	5400-5900



UFO LED High Bay light – UX10



Features:

- High efficacy: up to 180LM/W
- Fresnel lens, flexible for different LED quantity
- 60°/90°/120°beam angle for option
- ADC12 aluminum, tempered glass/lens
- Lumileds/San'an LED, high lumen, long-lasting
- Meanwell or other Branded LED driver.
- Stainless steel screw. Maintenance free
- Aluminum or PC reflector optional
- Input Voltage: AC100-240V, 50 /60Hz
- Protection: IK10/IP65
- CE & RoHS compliant
- 5 years warranty



Technical Datas:

Model	Power (W)	LED	CCT	Voltage /Current	Lumens (LM)	Beam Angle	Dimension (mm)
HB-100W-UX10	100W	2835		AC100-240V	150LM/W	60°/90°/120°	Φ230*170mm
HB-150W-UX10	150W	2835	2800-3200K 3750-4250K 4750-5250K 5700-6500K	AC100-240V	150LM/W	60°/90°/120°	Φ282*175mm
HB-200W-UX10	200W	2835		AC100-240V	150LM/W	60°/90°/120°	Φ330*183mm

UFO LED High Bay– UA9



Features:

High efficacy: 130LM/W 150LM/W 170LM/W 190LM/W

Diecast aluminum, tempered glass/lens

Lumileds/San'an LED, high lumen, long-lasting stability

Meanwell or other branded LED driver.

Dimming optional

Maintenance free

Aluminum or PC reflector for option

Integrated control available

Input Voltage: AC100-277V, 50 /60Hz

Protection: IK10/IP65

CE & RoHS compliant

5 years warranty

Technical Datas:

Model	Power (W)	LED	CCT	Voltage /Current	Lumens (LM)	Beam Angle	Dimension (mm)
HB-100W-UA9	100W	2835	2800-3200K 3750-4250K 4750-5250K 5700-6500K	AC100-277V	140LM/W	60°/90°/120°	ø260*150mm
HB-150W-UA9	150W	2835		AC100-277V	140LM/W	60°/90°/120°	ø300*150mm
HB-200W-UA9	200W	2835		AC100-277V	140LM/W	60°/90°/120°	ø345*150mm

Deformable LED Garage light



Features:

- Rotatable lamps. Adjustable direction
- E26/E27/E39/E40 lamp base for easy installation
- Optical lens
- Sensor available
- High light efficiency: 120lm/w





Technical datas:

Input voltage: AC100-240V

CCT: 2700-6500K

Efficiency: 120Lm/W

Model	Power	CRI	Beam Angle	PF	Housing Color	LED chip	IP Grade	Product Size
DFL-60	60W	Ra80	90°	0.95	ADC12	SMD2835	IP44	262*228*101mm
DFL-120	120W	Ra80	90°	0.95	ADC12	SMD2835	IP44	355*339*147mm

Modular LED High Bay Light



Features:

Philips-Lumileds LEDs, Flip chip technology

Modular design, hot-pluggable technology, easy onsite maintenance and replacement

Honeycomb briquette burning effect heat dissipation, whole structure cooling technology

Aluminum housing. Double-coupling IP68 protection

Wide power range: 30W~400W

Lumen maintenance of L70 at 50,000 hours

Ergonomic lighting distribution, uniform illuminating effect

Free modular serialization, various power solutions

CE, RoHS, TUV certified

5 years warranty

Electrical, Photometric and Environmental Specification

Input Voltage: AC100-277V

Standard color temperatures: 3000K, 4000K, 5000K, 5700K

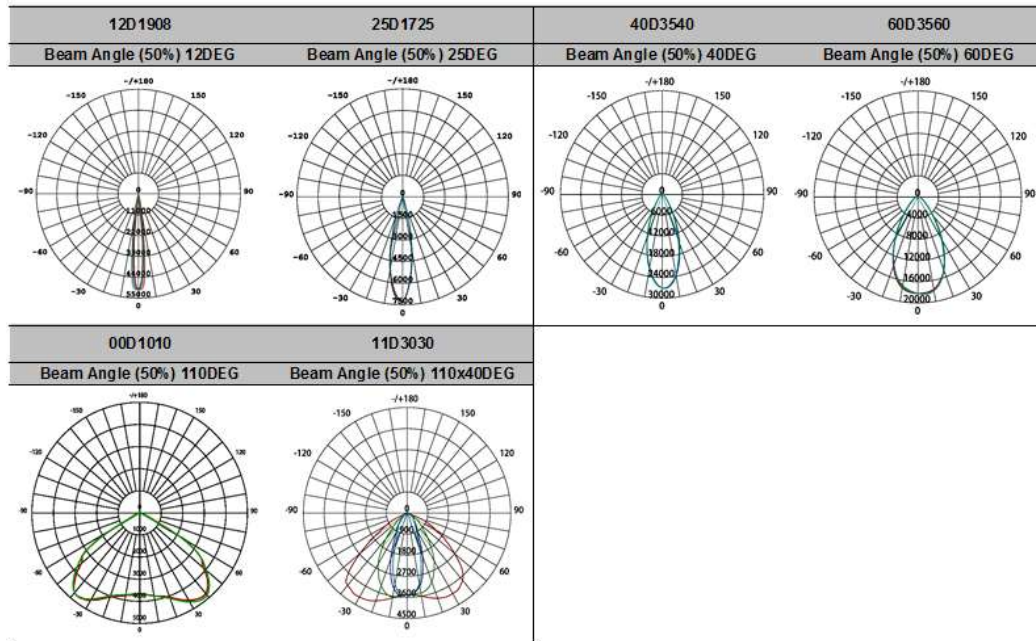
Surge Protection: 10KV

Storage Temperature: -40°C~+50°C

Working Environment: -40°C~+50°C, 10%~90%RH

Model	Driving Current (mA)	Power (W)	Luminous Efficacy (lm/W)	Flux (lm)	PF	Beam Angle	LED Brand	CRI
TF2C-1	700	40	110±5	4400±200	0.95	12°, 25°, 40°, 60°, 90°,110°, 110°x40°	Lumileds 3030	>70
	860	50	105±5	5250±250				
	1050	60	100±5	6000±300				
TF2C-2	700	80	110±5	8800±400	0.95	12°, 25°, 40°, 60°, 90°,110°, 110°x40°	Lumileds 3030	>70
	860	100	105±5	10500±500				
	1050	120	100±5	12000±600				
TF2C-3	700	120	110±5	13200±600	0.95	12°, 25°, 40°, 60°, 90°,110°, 110°x40°	Lumileds 3030	>70
	860	150	105±5	15750±750				
	1050	180	100±5	18000±900				
TF2C-4	700	160	110±5	17600±800	0.95	12°, 25°, 40°, 60°, 90°,110°, 110°x40°	Lumileds 3030	>70
	860	200	105±5	21000±1000				
	1050	240	100±5	24000±1200				
TF2C-5	700	200	110±5	22000±1000	0.95	12°, 25°, 40°, 60°, 90°,110°, 110°x40°	Lumileds 3030	>70
	860	250	105±5	26250±1250				
	1050	300	100±5	30000±1500				
TF2C-6	700	240	110±5	26400±1200	0.95	12°, 25°, 40°, 60°, 90°,110°, 110°x40°	Lumileds 3030	>70
	860	300	105±5	31500±1500				
	1050	360	100±5	36000±1800				
TF2C-7	700	280	110±5	30800±1400	0.95	12°, 25°, 40°, 60°, 90°,110°, 110°x40°	Lumileds 3030	>70
	860Ⓞ	350	105±5	36750±1750				

Lighting Distribution



Installation








1. Fix the luminaire onto the mounting surface with two M10 screws at the bracket.	2. Connect the ground wire, neutral wire and live wire to the AC input (make sure it sufficiently grounded).	3. Loosen the M8x20 screws at bracket joint, adjust the mounting angle. Then tighten up the screws at bracket joint	4. Installation finished.

Maintenance

Driver & Electrical Parts

1. Disconnect the luminaire from AC power. Unscrew the screws to remove the driver cover.	2. Unscrew the screws to open the back cover.	3. Disconnect the connectors for the driver.	4. Unscrew the screws at the ends of the driver set, and replace with a new set.
5. Fixate the new driver set with the screws and tighten up.	6. Connect the new driver to modules and tighten up the connectors.	7. Tighten up the mounting screws for the new driver, surge protector and the cable clip.	8. Fix the driver cover back and tighten up the screws.

LED Module

			
<p>1. Unscrew the screws on the main beam covers at both sides and remove the two main beam covers.</p>	<p>2. Unscrew the screws at both ends of the failed module.</p>	<p>3. Plug out the module.</p>	<p>4. Disconnect the failed module from female connector and replace it with a new one.</p>
			
<p>5. Connect and tighten up the waterproof connectors.</p>	<p>6. Install and fixate the module with the screws.</p>	<p>7. Close the main beam covers on both sides and tighten up the screws on them.</p>	







Modular LED Flood Light



Features:

- Philips-Lumileds LEDs. Flip chip technology, single unit's damage won't affect others' work
- Modular design, hot-pluggable technology, easy onsite maintenance and replacement
- Whole structure cooling technology
- IP68 Optical LED Engine (LED Module), Double-coupling, highest waterproof level
- Adjustable range ± 360 Degree
- Wide power range: 30W~400W
- Lumen maintenance of L70 at 50,000 hours, significantly reduce maintenance cost
- Multiple light distribution available
- Free modular serialization, various power solutions
- Die-cast Aluminum housing
- Multiple housing colors: black, white, grey, blue
- Meanwell/Inventronics/MOSO LED driver
- 5 years warranty





Electrical, Photometric and Environmental Specification

Input Voltage: AC100-240V, 50Hz, THD<20%

Power Efficiency: 91%

Standard color temperatures: 3000K, 4000K, 5000K, 5700K

Surge Protection: 10KV

Storage Temperature: -40°C ~ +50°C

Working Environment: -40°C ~ +50°C, 10% ~ 90%RH

Model	Driving Current (mA)	Power (W)	Luminous Efficacy (lm/W)	Flux (lm)	PF	Beam Angle	LED Brand	CRI
FL-TF2C-1	700	40	110±5	4400±200	0.95	12°, 25°, 40°, 60°, 110°, 110°x40°	Lumileds Luxeon T	>70
	860	50	105±5	5250±250				
	1050	60	100±5	6000±300				

Model	Driving Current (mA)	Power (W)	Luminous Efficacy (lm/W)	Flux (lm)	PF	Beam Angle	LED Brand	CRI
FL-TF2C-2	700	80	110±5	8800±400	0.95	12°, 25°, 40°, 60°, 110°, 110°x40°	Lumileds Luxeon T	>70
	860	100	105±5	10500±500				
	1050	120	100±5	12000±600				
FL-TF2C-3	700	120	110±5	13200±600	0.95	12°, 25°, 40°, 60°, 110°, 110°x40°	Lumileds Luxeon T	>70
	860	150	105±5	15750±750				
	1050	180	100±5	18000±900				
FL-TF2C-4	700	160	110±5	17600±800	0.95	12°, 25°, 40°, 60°, 110°, 110°x40°	Lumileds Luxeon T	>70
	860	200	105±5	21000±1000				
	1050	240	100±5	24000±1200				
FL-TF2C-5	700	200	110±5	22000±1000	0.95	12°, 25°, 40°, 60°, 110°, 110°x40°	Lumileds Luxeon T	>70
	860	250	105±5	26250±1250				
	1050	300	100±5	30000±1500				
FL-TF2C-6	700	240	110±5	26400±1200	0.95	12°, 25°, 40°, 60°, 110°, 110°x40°	Lumileds Luxeon T	>70
	860	300	105±5	31500±1500				
	1050	360	100±5	36000±1800				
FL-TF2C-7	700	280	110±5	30800±1400	0.95	12°, 25°, 40°, 60°, 110°, 110°x40°	Lumileds Luxeon T	>70
	860	350	105±5	36750±1750				

GEN3 LED Flood Light



Features:

- Innovative security clip to prevent glass cover from falling off
- Breather design, no water vapor or mist
- Bending bracket for easy installing
- DOB solution (Driver On Board), longer lifetime, more economical
- Super bright SMD LED, 90lm/W. Beam Angle 120°
- ADC12 Aluminum alloy housing+ tempered glass
- IP65/IK08, Waterproof & Weatherproof
- Anti surge 2KV. Input AC200-240V,50-60Hz
- PIR Sensor, Microwave Motion sensor, Photocell light sensor
- CCT/brightness dimmable
- Anti-acid, anti-corrosion, no UV or IR radiation
- 50,000 hours long lifespan, low power consumption, Eco-friendly
- 2 years warranty. CE and RoHS certified.



Technical details:

Model	Power (W)	LED	CCT	Lumen s (LM)	PF	IP Rate	G.W /pc	Measurement (mm)
FL-10W-GEN3	10W	2835 SMD LED	2700-3200K 4000-4500K 6000-7000K	90LM/W	>0.95	IP65	0.23kg	115*102*25mm
FL-20W-GEN3	20W	2835 SMD LED	2700-3200K 4000-4500K 6000-7000K	90LM/W	>0.95	IP65	0.36kg	150*133*29mm
FL-30W-GEN3	30W	2835 SMD LED	2700-3200K 4000-4500K 6000-7000K	90LM/W	>0.95	IP65	0.56kg	180*157*32mm
FL-50W-GEN3	50W	2835 SMD LED	2700-3200K 4000-4500K 6000-7000K	90LM/W	>0.95	IP65	0.93kg	233*205*40mm
FL-100W-GEN3	100W	2835 SMD LED	2700-3200K 4000-4500K 6000-7000K	90LM/W	>0.95	IP65	1.8kg	318*280*53mm
FL-150W-GEN3	150W	2835 SMD LED	2700-3200K 4000-4500K 6000-7000K	90LM/W	>0.95	IP65	3.2kg	380*324*55mm
FL-200W-GEN3	200W	2835 SMD LED	2700-3200K 4000-4500K 6000-7000K	90LM/W	>0.95	IP65	4.2kg	460*387*55mm



Mini Curve LED Flood Lights



Features:

- Curve design, Ultra thin, Light weight, beautiful
- Drainage holes in backside for better waterproof
- Die-cast Aluminum alloy light body(Black or White)
- Tempered glass
- IP65, Waterproof & Weatherproof
- 50,000 hours long lifespan
- Compliant with CE and RoHS
- 3 years warranty



Technical details:

- Beam angle: 120°
- Input Voltage : AC100~240V
- Ambient Temperature: -40°C~60°C

Model	Power	LED	CCT	Lumens	PF	IP	G.W	Measure
	(W)		(TcK)	(LM)		Rate		(mm)
FL-10W-CVIII	10W	COB/SMD	2700-7000	90LM/W	>0.9	IP65	0.5kg	137*97*26
FL-20W-CVIII	20W	COB/SMD	2700-7000	90LM/W	>0.9	IP65	1.2kg	205*145*36
FL-30W-CVIII	30W	COB/SMD	2700-7000	90LM/W	>0.9	IP65	1.2kg	205*145*36
FL-50W-CVIII	50W	COB/SMD	2700-7000	90LM/W	>0.9	IP65	2kg	274*194*48

Super Power LED Floodlight



Features:

- Super bright SMD3535 or CREE XBD LED, Ra80
- Power up to 500W, equivalent to 1000W sodium/MH lamps
- Compact, light weighted
- 4mm tempered glass, IP65 protection
- 216° Adjustable angle, uniform light
- Pure copper heat pipe for good thermal conductivity
- Reflector's beam angle: 25° / 45° / 60° / 90° / 100°
- Breather design to avoid moisture
- Flickering free, mercury free, lead free
- 5000 hours long lifespan
- 5 years warranty, Compliant with CE & RoHS certificate
- Applications: outdoor flood lighting like gym, factory, square, golf, dock, bridge and airport.

Technical datas:

- Power: 100W/120W/150W/200W/250W/300W/400W/500W
- Power Factor: >0.95
- Beam Angle : 25° / 45° / 60° / 90° / 100°
- CCT : WW: 3000K / NW : 4000K / PW : 6000K
- Luminous Flux : 90LM/Watt
- Input Voltage: AC90-305V, 50/60Hz
- Protection: IP65

LED Wall Washer Light



Features:


Integrated waterproof structure, resin free sealing
IP67 protection, corrosion resistant, vapor free, mist free
Integrated heat sinking design, higher heat conductivity
6063 Aluminum profile light body with anodized surface
High strength tempered glass, impact resistant, high transmission rate
Professional optical design with high efficiency PMMA lens, light transmission rate up to 95%. Light distribution angle customizable. Bright and uniform light output with true colors.
Osram/Cree/Epistar/Bridgelux high power LED as light source, energy efficient
Color: Seven static single color, seven color changing, jumping, fading, chasing, etc..
RGB Control mode: internal control or External control by DMX512 controller
Stainless steel mounting bracket, light projection angle adjustable
Fast and simple installation. Connecting by standard signal cord and power cord
Stainless steel screw, rust and acid resistant. Anti-aging rubber wire.
Input Voltage: AC100-240V, 50/60Hz
Ambient Temperature: -25°to 60°
Life Span: > 50,000 hours
2~5 years warranty, CE and RoHS certified

Technical details:

Model	Power (W)	Viewing angle	Voltage (V)	Dimension (mm)	IP degree	Color
WW-18/24W-24-X18MN1	18W 24W	30°, 10*45°,60°, 10*60°	DC24V /AC224V	1000*65*45 (L*W*H)	IP67	RGB /WW /CW

Model	Power (W)	Viewing angle	Voltage (V)	Dimension (mm)	IP degree	Color
WW-18/24/36/48/54W-24-X15CY1	18W 24W 36W 48W 54W	3°,20°,30°, 45°,60°, 10*60°	DC24V /AC224V	1000*65*45 (L*W*H)	IP67	RGB /WW /CW

Model	Power (W)	Viewing angle	Voltage (V)	Dimension (mm)	IP degree	Color
WW-18/24W-24-X15BF3	18W 24W	15°,30°, 45°,60°, 10*60°	DC24V /AC224V	1000*72*30 (L*W*H)	IP67	RGB /WW /CW
WW-36/48W-24-X16BF3	36W 48W	15°,30°, 45°,60°, 10*60°	DC24V /AC224V	1000*98*30 (L*W*H)	IP67	RGB /WW /CW



Solar LED Garden lights



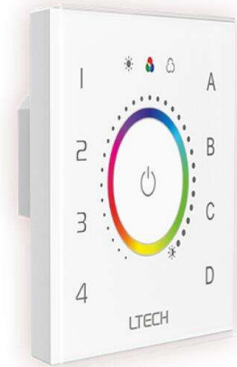

Features:

- Modern outdoor design
- Quick charging Solar Panel
- High capacity battery
- PC housing, Anti-UV PC lampshade. Sturdy and sealed
- IP65 waterproof protection, win-proof and rain-proof
- Intelligent light control, no need to turn on manually
- Super bright
- Easy installation, no wiring

Technical datas:

- PC housing, Anti-UV PC lampshade
- CCT: 3000-6500K
- Luminous Efficacy: 150Lm/W
- Working temperature: -30~60°C
- Control mode: intelligent light control
- Light source: 2835 SMD LED
- Working time: up to 12 hours after fully charged
- Lifespan: 15000 (h)
- Protection: IP65
- Product size: 225*225*H280mm, 185*185*H260mm
- Solar panel: polycrystalline silicon, 3.7V, 2W/4W
- Battery capacity: Li battery 3.7V, 1800/3600mAh(18650)

Power supply and Controller



CHOOSE LED

GO GREEN

HAICHANG OPTOTECH CO., LTD.

Address: Rm. 19C, Lockhart Ctr.,301-307 Lockhart Rd., Wan Chai, Hong Kong.

Chengdu Trends Lighting Co.,Ltd.

Sales and R&D Centre: No.13, Tong Jin Road, Chengdu, Sichuan, China.

Factory: Zhongtai information technology Park, Bao'an, Shenzhen, China.

Tel: 86-28-87732858

Website: www.haichanglight.com

E-mail: sales@haichanglight.com